

Nova Scotia Farm Loan Board

Financial Statements
March 31, 2015

Management's Responsibility for the Financial Statements

The financial statements have been prepared by management in accordance with Canadian public sector accounting standards and the integrity and objectivity of these statements are management's responsibility. Management is also responsible for all of the notes to the financial statements and schedules, and for ensuring that this information is consistent, where appropriate, with the information contained in the financial statements.

Management is also responsible for implementing and maintaining a system of internal controls to provide reasonable assurance that reliable financial information is produced.


The Board of Directors is responsible for ensuring that management fulfils its responsibilities for financial reporting and internal control and exercises these responsibilities through the Board of Directors. The Board of Directors reviews internal financial statements on a monthly basis and external audited financial statements yearly.

The external auditor, PricewaterhouseCoopers LLP, conducts an independent examination, in accordance with Canadian auditing standards, and express their opinion on the financial statements. The external auditor has full and free access to financial management of the Nova Scotia Farm Loan Board and meet when required.

On behalf of the Nova Scotia Farm Loan Board



Cheryl Butgess, CEO



Arnold Park, Chairman

June 25, 2015



June 25, 2015

Independent Auditor's Report

To the Members of the Legislative Assembly; and To the Minister of Agriculture

We have audited the accompanying financial statements of **Nova Scotia Farm Loan Board** (the "Board"), which comprise the statement of financial position as at March 31, 2015 and the statements of operations and accumulated surplus and cash flows for the year then ended and the related notes, which comprise a summary of significant accounting policies and other explanatory information.

Management's responsibility for the financial statements

Management is responsible for the preparation and fair presentation of these financial statements in accordance with Canadian public sector accounting standards, and for such internal control as management determines is necessary to enable the preparation of financial statements that are free from material misstatement, whether due to fraud or error.

Auditor's responsibility

Our responsibility is to express an opinion on these financial statements based on our audit. We conducted our audit in accordance with Canadian generally accepted auditing standards. Those standards require that we comply with ethical requirements and plan and perform the audit to obtain reasonable assurance about whether the financial statements are free from material misstatement.

An audit involves performing procedures to obtain audit evidence about the amounts and disclosures in the financial statements. The procedures selected depend on the auditor's judgment, including the assessment of the risks of material misstatement of the financial statements, whether due to fraud or error. In making those risk assessments, the auditor considers internal control relevant to the entity's preparation and fair presentation of the financial statements in order to design audit procedures that are appropriate in the circumstances, but not for the purpose of expressing an opinion on the effectiveness of the entity's internal control. An audit also includes evaluating the appropriateness of accounting policies used and the reasonableness of accounting estimates made by management, as well as evaluating the overall presentation of the financial statements.

We believe that the audit evidence we have obtained is sufficient and appropriate to provide a basis for our audit opinion.

Opinion

In our opinion, the financial statements present fairly, in all material respects, the financial position of the Board as at March 31, 2015 and the results of its operations and its cash flows for the year then ended in accordance with Canadian public sector accounting standards.

PricewaterhouseCoopers LLP

Chartered Accountants


PricewaterhouseCoopers LLP
710 Prince Street, PO Box 632, Truro, Nova Scotia, Canada B2N 5E5
T: +1 902 895 1641, F: +1 902 893 0460


Nova Scotia Farm Loan Board
Statement of Financial Position
As at March 31, 2015

(in thousands of dollars)

	2015 \$	2014 \$
Financial assets		
Accounts receivable (note 3)	21	20
Interest and other receivables, net (note 4)	2,689	2,486
Loans receivable (note 5)	168,474	166,574
Real estate held for resale, net (note 6)	2,162	2,463
	<u>173,346</u>	<u>171,543</u>
Liabilities		
Due to the Province of Nova Scotia	21	20
Advances from the Province of Nova Scotia (note 7)	173,651	171,849
	<u>173,672</u>	<u>171,869</u>
Net debt	(326)	(326)
Non-financial assets		
Real estate, net (note 8)	326	326
	<u>—</u>	<u>—</u>
Accumulated surplus		
Commitments (note 17)		

Approved by the Board of Directors


_____ Member


_____ Member

The accompanying notes are an integral part of these financial statements.

Nova Scotia Farm Loan Board

Statement of Operations and Accumulated Surplus (Deficit)

For the year ended March 31, 2015

(in thousands of dollars)

	(Unaudited) Budget 2015 \$	Actual 2015 \$	Actual 2014 \$
Revenue			
Interest on loans	7,800	7,303	7,345
Loan processing and other fees (note 9)	375	258	422
Life insurance program revenue, net (note 13)	20	22	26
	<hr/> 8,195	<hr/> 7,583	<hr/> 7,793
Expenses			
Lending expenses (note 10)	<hr/> 7,654	<hr/> 7,648	<hr/> 7,516
Annual surplus (deficit) before distributions to (from) the Province of Nova Scotia	541	(65)	277
Distributions to (from) the Province of Nova Scotia	<hr/> (541)	<hr/> 65	<hr/> (277)
Annual surplus for the year and Accumulated surplus – Beginning and End of year	<hr/> –	<hr/> –	<hr/> –

The accompanying notes are an integral part of these financial statements.

Nova Scotia Farm Loan Board

Statement of Cash Flows

For the year ended March 31, 2015

(in thousands of dollars)

	2015 \$	2014 \$
Cash flows provided by (used in)		
Operating activities		
Annual surplus	–	–
Net charges (credits) to income not involving cash		
Increase in accounts receivable	(1)	(20)
Increase in interest and other receivables	(203)	(30)
Increase (decrease) in due to the Province of Nova Scotia – net	1	(1,091)
Valuation allowance for impaired loans (including real estate held for resale)	719	237
Loans written-off during the year	(996)	(810)
	<hr/> (480) <hr/>	<hr/> (1,714) <hr/>
Financing activities		
Advances from the Province of Nova Scotia – net	1,802	8,997
Increase in loans receivable (including real estate held for resale) – net	(1,322)	(8,472)
	<hr/> 480 <hr/>	<hr/> 525 <hr/>
Investing activities		
Decrease in real estate	–	78
	<hr/> – <hr/>	<hr/> 78 <hr/>
Net change in restricted cash for the year	–	(1,111)
Restricted cash – Beginning of year	–	1,111
	<hr/> – <hr/>	<hr/> 1,111 <hr/>
Restricted cash – End of year	–	–
	<hr/> – <hr/>	<hr/> – <hr/>

The accompanying notes are an integral part of these financial statements.

Nova Scotia Farm Loan Board

Notes to Financial Statements

For the year ended March 31, 2015

(in thousands of dollars)

1 Authority

Nova Scotia Farm Loan Board (the "Board") provides loans to the agriculture and forestry sector for farms operating in rural Nova Scotia.

The Board is a provincial agency and operates under the authority of the Agriculture and Rural Credit Act and the Forests Act (for timber loans).

Principal in loans outstanding is limited by regulation to \$200 million. Maximum advances to be disbursed in any given year, are established through the annual budgeting process. For the year ended March 31, 2015, maximum new advances were \$35 million, of which \$25.5 million was advanced. The Board received loan principal repayments of \$23 million during the year.

Loans in excess of \$2 million and any loan write-offs require approval by Governor in Council.

2 Capital management

As an agency of the Province of Nova Scotia, the Board does not maintain its own capital. Operations are funded by capital contributions from the Province.

3 Significant accounting policies

Basis of accounting

These financial statements are prepared in accordance with the Canadian public sector accounting standards (PSAS) as issued by the Canadian Accounting Standards Board.

Restricted cash and accounts receivable

The Board operates as an agency of the Province of Nova Scotia. All cash is received and disbursed through accounts managed centrally by the Province.

Accounts receivable reported consists of funds held by Sun Life Assurance Company of Canada in relation to the Board's Creditor Group Life Insurance Program. Previously the funds related to the Life Insurance Program were managed in a bank account maintained by the Board. During 2013 - 2014, the program was changed and these funds were remitted to the Province. \$20 of accrued administrative fees reported in 2014 as restricted cash have been presented as accounts receivable (note 18).

Loans receivable

Loans receivable are the principal portion of loans outstanding, net of the valuation allowance for loan impairment.

Loans are classified as impaired when, in management's opinion, there is no longer reasonable assurance of the timely collection of the full amount of principal and interest.

Nova Scotia Farm Loan Board

Notes to Financial Statements

For the year ended March 31, 2015

(in thousands of dollars)

3 Significant accounting policies (continued)

Valuation allowance for loan impairment

The valuation allowance for loan impairment represents management's best estimate of losses due to impaired loans in the Board's portfolio. The valuation allowance is determined based on management's identification and evaluation of the problem accounts and estimated losses that exist in the remaining portfolio. These judgments are influenced by the composition and quality of the portfolio, general economic conditions, and conditions affecting specific commodities, as well as the Board policy to act as a patient lender, providing additional time for repayment where full future repayment appears reasonable.

The Board records a specific valuation allowance based on a loan-by-loan review. Impaired loans are valued at the lower of their recorded investment or the estimated net recoverable value of their underlying security.

In addition, the Board records a general valuation allowance for loans in the portfolio not assessed in the specific reserve. This is an estimate of incurred but unidentifiable losses based on a review of historic loan write-offs on an industry sector basis.

Real estate

Real estate acquired through foreclosure is initially recorded at the lower of the recorded investment in the foreclosed loan and the estimated fair value based on the resale value of the security held, less disposal costs.

Net operating costs incurred on real estate are added to the carrying value of the property. The related provision is used to adjust the carrying value to net recoverable value, resulting in inclusion of these costs in bad debt expenses if the carrying value exceeds net recoverable value.

The Board also holds land purchased under a Provincial "Landbank" program and under a Federal-Provincial "Agriculture and Rural Development Agreement" ("ARDA"). Both of these programs have ceased to exist; however, existing properties and leases continue with renewable five-year terms. Property acquired under these programs is valued at the lower of cost and recoverable amount. Lease clients are entitled to purchase the related property at its original purchase cost.

Revenue recognition

Interest income is recorded on an accrual basis until such time as a loan is classified as impaired. The loan reverts to an accrual status when all provisions for impairment are reversed and the ultimate collection of the principal interest is likely.

All loan related fees are reported as revenue in the period in which they were earned.

Government transfers are recognized as revenue when the transfer is authorized, any eligibility criteria are met, and reasonable estimates of the amounts can be made.

Nova Scotia Farm Loan Board

Notes to Financial Statements

For the year ended March 31, 2015

(in thousands of dollars)

3 Significant accounting policies (continued)

Financial instruments

The Board has adopted Handbook Section PS3450 “Financial Instruments” and is required to designate its financial instruments into one of the following two categories: (i) fair value; or (ii) cost or amortized cost. All of the Board’s financial instruments are measured at amortized cost using the effective interest method.

The Board’s financial instruments consist of restricted cash, accrued interest and other accounts receivable, loans receivable and real estate and are measured at amortized cost using the effective interest method. Transaction costs related to loans are recorded as part of the total amount outstanding.

Management estimates

Canadian public sector accounting standards require management to make estimates and assumptions that affect the reported amounts of assets, liabilities and disclosure of contingent liabilities at the date of the financial statements and the reported amounts of revenues and expenses during the reporting period. By their nature, as described further in note 5, these estimates are subject to measurement uncertainty and any changes in those estimates could have an impact on the results of future period financial statements.

Remeasurement gains and losses

Under PSAS, the Board is required to present a statement of remeasurement gains and losses. As the Board has no remeasurement gains and losses, a statement of remeasurement gains and losses has not been presented.

4 Interest and other receivables, net

	2015 \$	2014 \$
Interest receivable	1,404	1,643
Accrued interest	1,780	1,262
Other charges	131	116
	<hr/> 3,315	<hr/> 3,021
Less: Valuation allowance for interest on impaired loans	459	398
Valuation allowance for interest on real estate	167	137
	<hr/> 2,689	<hr/> 2,486

Nova Scotia Farm Loan Board

Notes to Financial Statements

For the year ended March 31, 2015

(in thousands of dollars)

5 Loans receivable

a) Loans receivable, net

The following schedule sets out the scheduled maturities of the financial assets as at March 31, 2015, together with the weighted average interest rates being earned on the financial assets.

				2015	2014
Performing loans	Under 1 year	1 – 5 years	Over 5 years	Total	Total
	\$	\$	\$	\$	\$
Farm loans	21,238	71,611	56,930	149,779	147,737
Timber loans	20	64	–	84	268
	21,258	71,675	56,930	149,863	148,005
Average effective annual interest rate	4.1%	4.0%	3.8%		
Add: Impaired loans				26,289	26,305
Total loans				176,152	174,310
Less: Valuation allowance for loan impairment				(7,678)	(7,736)
				168,474	166,574

b) Allowance for impaired loans

Loans are considered impaired when they are risk rated as substandard or worse or when the loan is more than 90 days in arrears at year-end and there is insufficient collateral security valued at forced sale to cover the balance outstanding. The allowance is comprised of two components, the specific allowance for individually identified impaired loans and a general allowance for impaired loans.

The specific allowance for individually identified impaired loans was established based upon a review of a large sample of impaired loans. Primary factors considered in estimating the specific allowance on individual loans were the security pledged and the financial condition of the borrower and/or, where applicable, guarantors.

The general allowance for impaired loans is management's best estimate of the loss that is likely to be experienced on impaired loans that were not known to be impaired at the year-end. The general allowance was determined based on management's judgment and recent experience by calculating the average estimated historical loss ratio by loan type and then applying these ratios to the current portfolio of unimpaired loans.

Nova Scotia Farm Loan Board

Notes to Financial Statements

For the year ended March 31, 2015

(in thousands of dollars)

5 Loans receivable (continued)

b) Allowance for impaired loans (continued)

	2015		2014	
	Impaired loans \$	Allowance for impairment \$	Impaired loans \$	Allowance for impairment \$
Specific allowance	26,289	7,086	26,305	7,186
General allowance	–	592	–	550
	<u>26,289</u>	<u>7,678</u>	<u>26,305</u>	<u>7,736</u>

Significant judgment was exercised by management in making these estimates. As such, actual losses that occur on loans outstanding at March 31, 2015 will differ from these estimates and the differences could be material. Management estimates that the actual realization of impaired loans could result in significant variance from the estimated amounts.

c) Continuity of allowance for impaired loans

	2015 \$	2014 \$
Allowance for impaired loans – Beginning of year	8,134	8,751
Other adjustments	–	(2)
Add: Valuation allowance for impaired loans	3	(615)
	<u>8,137</u>	<u>8,134</u>
Valuation allowance on principal	7,678	7,736
Valuation allowance on interest	459	398
	<u>8,137</u>	<u>8,134</u>

Nova Scotia Farm Loan Board

Notes to Financial Statements

For the year ended March 31, 2015

(in thousands of dollars)

5 Loans receivable (continued)

d) Loans past due but not impaired

A loan is considered past due when a counterparty has not made a payment by the contractual due date. The following table presents the carrying value of loans that are past due but not classified as impaired because they either (i) have a strong risk rating; (ii) have an arrears amount less than \$1; or (iii) are fully secured and collection efforts are reasonably expected to result in repayment. Loans that are past due but not impaired are as follows:

	1-30 days \$	31-60 days \$	61-90 days \$	91 or more days \$	2015 \$	2014 \$
Farm loans	2,180	1,067	1,093	5,082	9,422	11,299

6 Real estate held for resale

a) Real estate held for resale, net

The assets held for sale, comprising land, buildings and equipment, have been written-down to estimated recoverable value. Recoverable value was estimated by management, utilizing external appraisals for the land and buildings, based on the expected selling prices, net of estimated closing costs.

Real estate held for resale has been written down from the original loan amounts as follows:

	2015 \$	2014 \$
Original funds advanced	4,398	4,719
Less: Valuation allowance for real estate	(2,236)	(2,256)
Real estate held for sale	2,162	2,463

Included in real estate loans due to foreclosure proceedings is a loan to the Nova Scotia Provincial Exhibition in the amount of approximately \$340. In management's assessment of the allowance for impairment related to this loan, they have considered the value of the related security and the current management of this operation as directed by the Department of Agriculture. As a result of these considerations, management has determined that a provision for this loan amount is not required.

Nova Scotia Farm Loan Board

Notes to Financial Statements

For the year ended March 31, 2015

(in thousands of dollars)

6 Real estate held for resale (continued)

b) Allowance for real estate

	2015 \$	2014 \$
Allowance for real estate – Beginning of year	2,393	2,113
Valuation allowance for real estate	716	852
Provision for changes in restructured loans	290	238
Less: Real estate written off	(996)	(810)
	<hr/>	<hr/>
Allowance for real estate – End of year	2,403	2,393
	<hr/>	<hr/>
Valuation allowance on principal	2,236	2,256
Valuation allowance on interest	167	137
	<hr/>	<hr/>
	2,403	2,393
	<hr/>	<hr/>

7 Advances from the Province of Nova Scotia

Advances are provided by the Province of Nova Scotia to fund loans issued by the Farm Loan Board. Interest expense is calculated in accordance with a Memorandum of Understanding with the Nova Scotia Department of Finance (note 11).

8 Real estate, net

	2015 \$	2014 \$
Real estate held for long-term use		
Land bank	238	238
Agriculture and Rural Development Agreement	12	12
Property used by Nova Scotia Agricultural College and Community Pastures	<hr/>	<hr/>
	76	76
	<hr/>	<hr/>
	326	326
	<hr/>	<hr/>

Nova Scotia Farm Loan Board

Notes to Financial Statements

For the year ended March 31, 2015

(in thousands of dollars)

9 Loan processing and other fees

	2015 \$	2014 \$
Fees and other charges	207	389
Cost recoveries	51	33
	<hr/> 258	<hr/> 422

10 Lending expenses

	2015 \$	2014 \$
Interest (note 11)	5,385	5,771
Payroll	1,301	1,174
Bad debt (note 12)	719	237
Supplies and services	100	137
Travel	49	53
Professional services/special services	56	114
Training and development	9	9
Equipment and other	29	21
	<hr/> 7,648	<hr/> 7,516

11 Interest expense

Since April 1, 1998, a Memorandum of Understanding (“MOU”) between the Board and the Nova Scotia Department of Finance has formalized the Board’s funding arrangement. Under the MOU arrangement, the Board estimates projected lending requirements on a quarterly basis. The Nova Scotia Department of Finance arranges the requested financing for terms requested and provides this financing to the Board at interest rates related to the terms and volumes requested. Funding is maintained to cover the Board’s investment in loans receivable and in real estate. The Board tracks the draws arranged with the Nova Scotia Department of Finance and computes the interest cost based on the terms of these draws. Actual financing costs are included as interest costs of the Province.

Nova Scotia Farm Loan Board

Notes to Financial Statements

For the year ended March 31, 2015

(in thousands of dollars)

12 Bad debt expense

	2015 \$	2014 \$
Bad debt expense (recovery) includes:		
Valuation allowance for impaired loans	3	(615)
Write-down of real estate held for resale	716	852
	<hr/> 719	<hr/> 237

13 Financial instruments and risk management

(i) Fair value of financial instruments

The Board is exposed to financial risk that arises from the credit quality of the individuals and entities to which it provides loan services. Credit risk arises from the possibility that the individuals and entities to which the Board provides loan services may experience financial difficulty and be unable to fulfill their obligations.

The Board has recorded a valuation allowance for potential credit losses after an extensive review of the loan portfolio by management. Due to the number of factors which would affect the fair value of the loan portfolio, including the credit rating of the borrower and the related risk premium, interest rates and valuation of the security; it is not practical to determine the fair value of this financial asset with sufficient reliability.

(ii) Risk management

Credit risk

The risk that clients may not pay amounts owing on loans and lease accounts, resulting in a loss to the Board, is managed through an initial assessment of the client's ability to pay, and by review and follow-up of delinquent accounts by loan officers. In cases in which the client is unable to make payments, due to cyclical industry or other temporary difficulties, it is the Board's policy to work with the client on an individual basis to provide time for recovery.

The total of loans receivable at March 31, 2015 is \$176,152 (2014 - \$174,310). The majority of loans are secured primarily by real property using mortgage or Agreement of Sale (providing rights similar to a mortgage). Dairy and poultry loans are generally also secured by an irrevocable assignment of production quota. Collateral security may also be provided by equipment, livestock or chattels. It is not practical to determine the maximum exposure to credit risk due to the cost associated in determining the fair value of security and collateral security on unimpaired loans.

Nova Scotia Farm Loan Board

Notes to Financial Statements

For the year ended March 31, 2015

(in thousands of dollars)

13 Financial instruments and risk management (continued)

(ii) Risk management (continued)

Credit risk (continued)

All clients are involved in agriculture in Nova Scotia. Involvement in processing is limited to on-farm processing. Regulations provide that loans must not exceed 90% of security value without approval by the Board. Collateral held for security is assigned a value by the loan officer considering the loan based on known transactions of similar property, with additional information provided by property assessments and external assessments, where available.

The Board adjusts the valuation allowance for impairment to recognize management's estimate of recoveries on impaired accounts. Impairment is primarily identified by review of arrears, refinanced loans and accounts in sectors experiencing difficulty. A total of \$1,098 (2014 - \$1,703) was issued in refinanced loans during 2014 - 2015 to clients with significant arrears.

Liquidity risk

The Province of Nova Scotia provides funding and cash management services to the Board. There is no risk that funds will be unavailable to meet lending commitments except to the extent of legislative and budgetary limitations on spending authority as identified in note 1.

Interest rate risk

In order to mitigate the risk that future changes in interest rates may affect net interest revenue, the Board attempts to match terms of loans offered with those of funds drawn through the Province. All loans provide for an optional 10% repayment at any time during each calendar year and an optional full repayment on each 5 year anniversary. All loans are contracted for the full term of their amortization which may range from 1 to 30 years. Funds drawn through the Province provide for 10% annual and 5-year full optional repayments.

Life insurance risk

The Board requires borrowers to participate in a group life insurance program unless the borrower has arranged alternative life insurance coverage. Prior to April 1, 2012, the net annual gain or loss under contract with the insurance provider (premium revenue less the cost of life insurance claims) to a maximum of \$250 on any claim, plus administrative costs, were costs or revenues of the Board. Effective April 1, 2012, the Board has transferred responsibility for insurance program collection, payment and any surplus or loss to the insurance carrier.

Nova Scotia Farm Loan Board

Notes to Financial Statements

For the year ended March 31, 2015

(in thousands of dollars)

14 Government contributions

Expenses for the year ended March 31, 2015, were paid by the Department of Agriculture on behalf of the Board. Interest expense on funds borrowed to make loans is an expense of the Nova Scotia Department of Finance. Accordingly, these expenses are included in Government Contributions in the Statement of Operations.

15 Related party transactions

The Board is related to all other departments, agencies, boards and commissions of the Province of Nova Scotia. The Nova Scotia Department of Finance is the sole source of funding for loans (see note 1). Transactions with provincial entities were entered into in the normal course of business.

The Province of Nova Scotia pays certain expenses, including salaries and benefits, rent, travel, professional fees and miscellaneous office expenses, on behalf of the Board with no charge to the Board.

16 Pension and post-retirement benefits

All full-time employees of the Board are entitled to receive pension benefits pursuant to the provisions of a pension plan established under the Public Service Superannuation Act. The plan is funded by equal employee and employer contributions. The employer's contributions are included in the Board's operating expenses. The Public Service Superannuation Fund is administered by the Public Service Superannuation Plan Trustee Inc. and any unfunded liability, as well as other obligations related to post-retirement benefits, are the responsibility of the pension plan. It is not anticipated that any such future costs would be allocated to the Board.

17 Commitments

The Board will hold interest rates for ninety days for any client from the date of loan approved. As of March 31, 2015, the Board has authorized loans of \$10.5 million which had not been disbursed.